

JHH ED Nurse Charging

Using the Facility Charge Calculator

In order to capture accurate facility level of service (LOS) charges, nursing documentation needs to be performed in a very specific way. 1- Go to the Disposition Navigator and 2- click on the Charge Capture section. Next, 3- click on the Facility Charge Calculator, and 4- navigate to the Legend tab. This is where you can see an explanation of what documentation drops points/minutes that contribute to the LOS. These steps need to be performed every time a patient leaves the department whether admitted, discharged or transferred.

This document is broken up into the different sections of the chart where the documentation is placed, followed by the charging rule, and the corresponding number of minutes is in parenthesis.



Try It Out

Triage

Triage (8)

JHH ED TRIAGE (181870)

Triage Navigator > Begin triage by placing and signing order > Complete triage by selecting patient's acuity level AND designation

▼ Acuity/Designation

Patient Acuity

Designation

Home Medications Reviewed (1)

JHH ED HOME MEDICATIONS LIST (181874)

Triage Navigator > Home medications section > Click the **Mark As Reviewed** button after reviewing medications with patient and /or family

Pharmacy No Pharmacy Selected

▼ New Home Medications

HYDROcodone-acetaminophen (LORTAB 10-500) 10-500 mg per tablet

Take 1 tablet by mouth every 6 (six) hours as needed for Pain. , Last Dose: Past 12 Hours

Med List Status: Status Comment: None Entered

Mark as Reviewed Never Reviewed

Medical/Surgical History (1)

JHH ED MEDICAL/SURGICAL HISTORY (181876)

Triage Navigator > History or Peds History section > Click the **Mark as Reviewed** button after reviewing history with patient and/or family

Secondary Triage	History
History	Medical History
Home Medications	None
Immunization Status	Surgical History
Immun. Rpt	None
ED Notes	Social History
Order Sets	None
Care Everywhere	
Screening	<input checked="" type="checkbox"/> Mark as Reviewed Never Reviewed

Safety Screen (3)

JHH ED SAFETY SCREEN (181089)

Triage Navigator > Fall Risk or Abuse Screening

Documenting in either section will drop points:

Triage	Special Needs
	Stroke Measures
	Vitals
	ILI Assessment
	Allergies
	Acuity/Designation
	LWBS or to L+D
ED Narrator	Secondary Triage
Code Narrator	History
Sedation Narrator	Home Medications
Trauma Narrator	Immunization Status
	Immun. Rpt
Disposition	ED Notes
	Order Sets
	Care Everywhere
MAR	Screening
Manage Orders	Male Alcohol
Boarders	HIV Screening
Case Managem...	Abuse Indicators
	Suicide Risk
	Fall Risk

Suicide Screening (Adult ED Only)

JHH ED Suicide Screening (181955)

Triage Navigator > Screening section > Suicide Risk > Select "Yes"

Care Everywhere

- Screening
- Female Alcohol
- HIV Screening
- Abuse Indicators
- Suicide Risk**
- Fall Risk

Suicide Risk

Time taken: 1110 6/11/2014 Values By

Suicide Risk

Suicide Risk

Is patient at risk for suicide? Yes No

Suicide Screening (Ped ED Only)

JHH ED Suicide Screening (181955)

ED Narrator > Suicide Assessment-Pediatrics > ASQ Assessment:

Suicide Assessment-Pediatrics

Time taken: 1255 7/31/2014

Add Row Add Group Values By Create Note

Suicide Risk

Is patient at risk for suicide? Yes No

ASQ

In the past few weeks, have you wished you were dead? Yes No No Response

In the past few weeks, have you felt that you or your family would be better off if you were dead? Yes No No Response

In the past week, have you been having thoughts about killing yourself? Yes No No Response

Have you ever tried to kill yourself? Yes No No Response

Vital Signs (Triage/Narrator)

Vital Signs (5*)

JHH ED Vital Signs (181128)

ED Narrator OR Triage Navigator OR Discharge Navigator > any vital signs group

Vitals

Restart Vitals Timer Yes

BP

BP Location Right arm Left arm Right Leg Left Leg Other (Co...)

BP Method Automatic Doppler Manual Palpation Other (C...)

Patient Position Lying Sitting Standing Right Left Lateral Other (...)

Heart Rate Resp

ETCO2 (mmHg) SpO2

O2 Device Room Air Nasal cannula Non-rebreather ... ETT BVM

Bi-Pap C-Pap Other (comment)

O2 Flow Rate (L/min) Oxygen Concentration (%)

Temp

Temp src Oral Tympanic Rectal Axillary Bladder Cerebral Core Esophag...

Skin Temporal Other

RASS Score (2*)

JHH ED RASS SCORE (182035)

ED Narrator > Vitals section > RASS Score > Any value

RASS

RASS Score

+4=Combative +3=Very Agitated +2=Agitated +1=Restless

0=Alert and Calm -1=Drowsy -2=Light Sedation -3=Moderate Se...

-4=Deep Sedation -5=Unarousable

Pain Assessment (3*)

JHH ED PAIN ASSESSMENT (181959)

Triage/ED Narrator/Code Narrator/Discharge Navigator/Any other narrator > Pain Assessment > Location/Orientation/Descriptors/Frequency Row:

Pain Assessment

Pain Assessment 0-10 Wong-Baker FACES Behavioral Pain Scale FLACC No/denies pain

Pain Score 0-N... 1 2 3 4 5 6 7 8 9 10...

Pain Location

Abdomen Ankle Arm Back Breast Buttocks

Pain Orientation

Right Left Anterior Distal Frontal Inner Lower Mid

Outer Posterior Proximal Upper Other (C...)

Pain Radiating Towards

Pain Descriptors

Aching Burning Cramping Crushing Discomfort Dull

Pain Frequency

Constant/Continuous Rarely Intermittent Other (Comment)

Pain Onset

Awakened from sleep Gradual On-going

Pain Intervention(s)

Medication (S... Heat applied Cold applied Repositioned Declines

Distraction Rest Sitz bath Splinting Other (Comm...)

Capnography Monitoring > Continuous (End Tidal CO2) (2)

Vitals	
Restart Vitals Timer	<input type="button" value="Yes"/>
BP	<input type="text"/>
BP Location	<input type="button" value="Right arm"/> <input type="button" value="Left arm"/> <input type="button" value="Right Leg"/> <input type="button" value="Left Leg"/> <input type="button" value="Other (Co..."/>
BP Method	<input type="button" value="Automatic"/> <input type="button" value="Doppler"/> <input type="button" value="Manual"/> <input type="button" value="Palpation"/> <input type="button" value="Other (C..."/>
Patient Position	<input type="button" value="Lying"/> <input type="button" value="Sitting"/> <input type="button" value="Standing"/> <input type="button" value="Right"/> <input type="button" value="Left"/> <input type="button" value="Lateral"/> <input type="button" value="Other (..."/>
Heart Rate	<input type="text"/>
Resp	<input type="text"/>
ETCO2 (mmHg)	<input type="text"/>
SpO2	<input type="text"/>
O2 Device	<input type="button" value="Room Air"/> <input type="button" value="Nasal cannula"/> <input type="button" value="..."/>

Central Venous Pressure

Temp src	<input type="button" value="Oral"/> <input type="button" value="Tympanic"/> <input type="button" value="Rectal"/> <input type="button" value="Axillary"/> <input type="button" value="Bladder"/> <input type="button" value="Cerebral"/> <input type="button" value="Core"/> <input type="button" value="Esophag..."/> <input type="button" value="Skin"/> <input type="button" value="Temporal"/> <input type="button" value="Other"/>		
Arterial Line BP 1	<input type="text"/>	Arterial Line MAP (mmHg)	<input type="text"/>
CVP (mmHg)	<input type="text"/>	CVP (mean)	<input type="text"/>
MAP (mmHg)	<input type="text"/>	ICP Mean (mmHg)	<input type="text"/>

Please record this

Medication Administration

Medication Given (7*)

Note: Will not drop points for nebulizer meds, they have their own rule

MAR (2) MAR

Edit MAR Note

Due: 06/12 10:44

guaiFENesin (MUCINEX) 12 hr tablet 600 mg
Route: Oral
Dose: 600 mg

PRN

acetaminophen (TYLENOL) tablet 650 mg
Route: Oral
Dose: 650 mg

Admin Instructions

Medication Prep Mixing (5*)

JHH ED MEDICATION PREP MIXING (182182)

Certain medications will trigger this rule to fire. The billing office should have this list.

Med Prep Verification (2*)

JHH ED MEDICATION PREP VERIFICATION (183335)

Any medication requiring dual signoff will drop points for this rule

Medication Titration (30*)

JHH ED MEDICATION TITRATION (182183)

Medications that require titration and have a MAR action of RATE CHANGE will drop points

Administration

Documented By: Cathleen Lindauer Schedule Date/Time: 06/23/14 1332

Infusion

sodium chloride 0.9 % infusion : Dose 100 mL/hr : 100 mL/hr : Intravenous : Continuous

Frequency:	Continuous	Action: New Bag New Bag Started During Downtime Bolus from Bag Restarted Stopped Paused Rate/Dose Change Not Given Patient/Family Refused Canceled Entry Return to Cabinet Handoff Override Pull	Date:	6/23/2014	Time:	1330
Route:	Intravenous		Site:			
Order Dose:	100 mL/hr		Rate:	100	mL/hr	
Ordered Infusion Rate:	100 mL/hr		Last Rate:	100 mL/hr (06/23/14 1330)		

Recent Administrations	Next Administrations
06/23	
06/23/14 1330	

Order Start Time: Today 06/23/14 at 1332
Disp Location: Pyxis
References: Micromedex
Line at time of administration: Currently Unlinked

Nebulizer Medication (7*)

JHH ED NEBULIZER SCORING (183919)

ED Narrator > Procedures > Nebulizer Treatment >

Nebulizer

Nebulizer Route

Oral mouthpiece Mask Trach Ventilator

NPPV Blow-by Other (Comment)

Nebulizer TX Performed By: ED Nurse RT Staff

How tolerated?

Tolerated well Not assessed UTA=Unable to assess

Other (Comment)

Nurse Heparin Protocol (12*)

JHH ED NURSE HEPARIN PROTOCOL (182058)

ED Narrator > Order Heparin Protocol > Document "New Bag" or "Rate/Dose Change" for the Heparin 25,000 units in Sodium Chloride 0.45% 250 mL infusion (low dose nomogram) medication

The screenshot shows the 'Infusion' management screen. At the top, it displays the medication name: 'heparin 25,000 units in sodium chloride 0.45 % 250 mL infusion (low dose nomogram) : Dose 400 Units/hr'. Below this, there are fields for Frequency (Continuous), Route (Intravenous), Order Dose (400 Units/hr), and Ordered Infusion Rate (4 mL/hr). Admin Instructions specify a maximum of 1,000 units/hr. A table shows recent administrations on 07/30/14 at 1404 and 1406. To the right, an 'Action:' dropdown menu is open, listing options such as 'New Bag', 'Due', 'Started During Downtime', 'Restarted', 'Stopped', 'Paused', 'Rate/Dose Change' (which is highlighted), 'Rate/Dose Verify', and 'Handoff'.

Orders

Capnography Monitoring - Initial (12)

JHH ED CAPNOGRAPHY MONITORING INITIAL (END TIDAL CO2) [181849]

Completion of task generated by ordering Capnography Monitoring - NUR10345

The screenshot shows a 'Specimens/Tasks (1)' window. Under the 'Nursing Task' section, there is one entry: 'Capnography Monitoring' with a status of '06/10' and a time of '17:30'.

Cardiac Monitor Lead Place (6)

JHH ED CARDIAC MONITOR LEAD PLACE (181900)

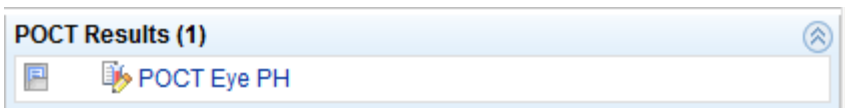
Complete task that is generated after ordering Cardiac Monitor - NUR10093

The screenshot shows a 'Specimens/Tasks (1)' window. Under the 'Nursing Task' section, there is one entry: 'Cardiac Monitor' with a status of '06/10' and a time of '18:30'.

Eye PH POCT (2*)

JHH ED EYE PH POCT (182107)

Complete task that is generated when POCT Eye PH - POCT10001 is ordered



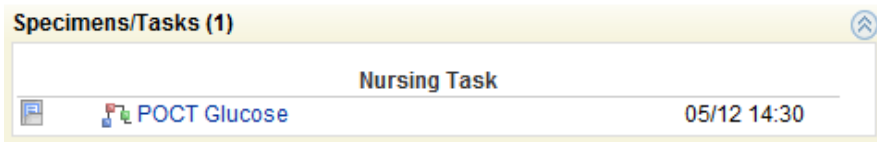
- You will document the result of this test using the Enter/Edit results activity

POC Blood Glucose (4*)

JHH ED POC BLOOD GLUCOSE (181088)

ED Narrator > Specimens/Tasks

Once you click on the task from within the ED Narrator, the points will drop:



- The result for this test will come across the interface once the glucometer is docked

POCT Urine Tests (5*)

JHH ED URINE POCT TESTS (184116)

ED Narrator > Complete the tasks that are generated when one of the following procedures is ordered:

POCT hCG, Urine, Qualitative - POC99

POCT Urine Dipstick, Manual w/o Microscopic - POC5

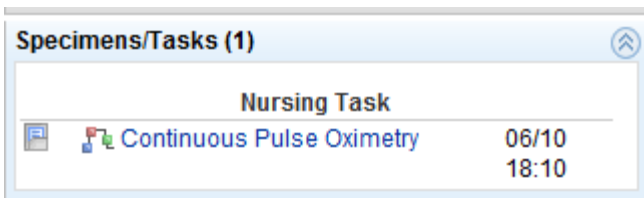
POCT Urine Dipstick for Ketones - NUR391

- The results of these tests will be documented using the Enter/Edit results activity

Pulse Ox Applied (2*)

JHH ED PULSE OX (APPLIED) [181881]

Completion of task after placing one of several pulse ox orders: Continuous Pulse Oximetry (NUR586); Pulse Oximetry on Room Air (NUR585); Check Pulse Oximetry While Ambulating (NUR587); Pulse Oximetry-O2 Saturation (RT10006), Pulse Oximetry with Exercise (RT33A), Pulse Oximetry, Continuous (RT33); Pulse Oximetry, Overnight (RT34); Pulse Ox, Single Determination (PUL10009); Pulse Oximetry, Spot (PFT15)



Blood Administration

Blood Administration (25)

JHH ED BLOOD ADMINISTRATION (183236)

ED Provider will place blood order set > ED Nurse will release Blood using the hyperlink in the Blood Admin/Protocols report > Select Blood Administration toolbox from the ED Narrator > Points will drop when ED Nurse documents **Unit Number verified** or **Expiration Date/Time verified** from the Blood Administration section of the ED Narrator:

Transfuse RBC | Start: 07/22/14 1140 -- Status: Ordered --- 585620069

Volume	<input type="text"/>
Blood Admin Supplies	<input type="button" value="Blood Warmer"/>
Unit Number Verified	<input type="button" value="Yes"/> <input type="button" value="No"/>
Sibley-CODABAR Registration # Verified	<input type="button" value="Yes"/> <input type="button" value="No"/>
Expiration Date/Time Verified	<input type="button" value="Yes"/> <input type="button" value="No"/>
Suspected Reaction?	<input type="button" value="No"/> <input type="button" value="Yes"/>
Lab Notified of Reaction?	<input type="button" value="Yes"/> <input type="button" value="No"/>
Name of Provider Notified of Reaction	<input type="text"/>
Reaction Symptoms	<input type="button" value="Chills"/> <input type="button" value="Fever"/> <input type="button" value="Hives/skin reacti..."/> <input type="button" value="Tachycardia"/> <input type="button" value="Chest pain"/> <input type="button" value="Blood in urine"/> <input type="button" value="Generalized ache"/> <input type="button" value="Lumbar/flank pain"/> <input type="button" value="Dyspnea"/> <input type="button" value="Other (Comment)"/>
Reaction Interventions	<input type="button" value="Transfusion stopped"/> <input type="button" value="IV tubing and remaining blood to lab"/> <input type="button" value="Other (Comment)"/>

Blood Kiosk (2*)

This will be on paper for initial portion of Go-Live. That said, it can be charted in Epic.

JHH ED BLOOD KIOSK (182167)

Order blood order set > ED Narrator > Blood administration > Blood kiosk row on the bottom

Blood Kiosk/Rapid Infuser

Blood Kiosk Used?	<input type="button" value="Yes"/>
Rapid Infuser Used?	<input type="button" value="Yes"/>

Isolation/Restraints

Isolation Precautions (2)

JHH ED ISOLATION PRECAUTIONS (182033)

Complete the task that is created an isolation order is placed:

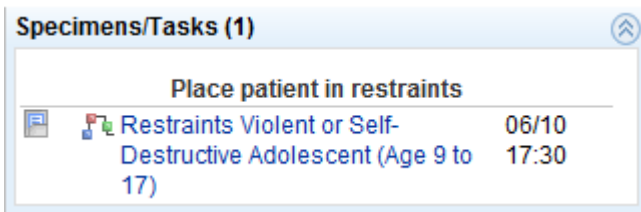
Specimens/Tasks (1)

Place patient in isolation	
<input type="button" value="Airborne Isolation"/>	06/11 18:20

Restraints - Initial (10)

JHH ED RESTRAINTS RULE TASK (183785)

Completion of task generated upon ordering any type of restraint:



Re-Assess Restraints (1)

JHH ED RESTRAINTS (RE-ASSESSMENTS) [181904]

ED Narrator > Restraints > Non-Violent or Violent Restraints options > Selected "Continued" Under the different restraint rows:

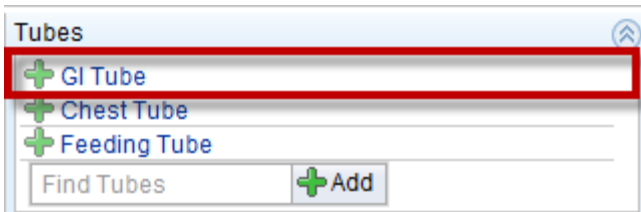
Restraint Type				
Limb Restraint R Wrist		START	CONTINUED	DISCONTINUED
Limb Restraint L Wrist		START	CONTINUED	DISCONTINUED
Limb Restraint R Ankle		START	CONTINUED	DISCONTINUED
Limb Restraint L Ankle		START	CONTINUED	DISCONTINUED
4 Point Limb (1:1 required)		START	CONTINUED	DISCONTINUED
Vest/Jacket		START	CONTINUED	DISCONTINUED
Other (Comment)		START	CONTINUED	DISCONTINUED

Narrator - LDA Placement and Removal

Gastric Tube Insertion (15*)

JHH ED Gastric Tube Insertion (181839)

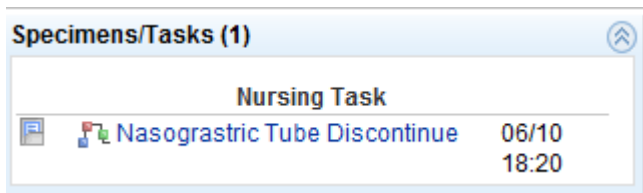
Narrator > Tubes > GI Tube *Note: will not charge if present on admission is selected*



Gastric Tube Removal (7)

JHH ED GASTRIC TUBE REMOVAL (181894)

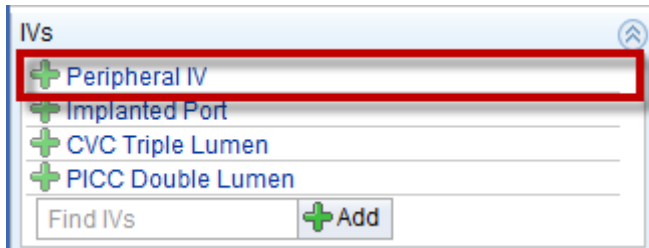
Complete task that is generated after ordering Nasogastric Tube Discontinue - NUR328



Successful Peripheral IV Insertion (13)

JHH ED Peripheral IV Insertion/Successful (181844)

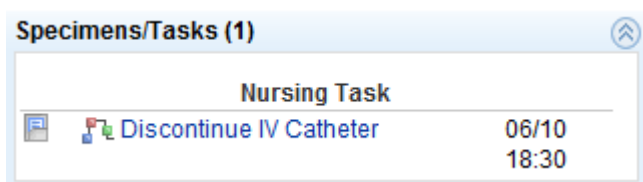
Narrator > IV > Peripheral IV *Note: will not charge if present on admission is selected*



IV Discontinue (5*)

JHH ED IV DISCONTINUE (181898)

Complete task that is generated after ordering IV DISCONTINUE - NUR10134 OR procedure Discontinue IV Catheter - IVT10.



Insertion Attempts (18*)

JHH ED IV INSERTATION/ ATTEMPTS (181931)

ED Narrator > Procedures > IV Insertion Attempt

Note: this is for insertion attempts that did not result in a successfully placed IV



If the IV insertion was successful, but took more than one attempt, document this in the ED Narrator > LDAs > Peripheral IV > Insertion Attempts > 2 or Other:

Peripheral IV

Location Antecubital External J... Foot Forearm Hand Lower leg Saphenous
 Upper arm Wrist Other (co...)

Size (Gauge) 14 G 16 G 18 G 20 G 22 G 24 G

Inserted by (name of staff)

Ultrasound guided Yes

Insertion attempts 1 2 Other (comment)

Removal Date Removal Time

Implantable Port Access

JHH ED IMPLANTABLE PORT ACCESS (182055)

Complete the task that is generated when May Access Implanted Port – NUR10241 is ordered

Nursing Task

May Access Implanted Port 06/11 18:30

Implantable Port De-Access (3*)

JHH ED IMPLANT PORT DEACCESS

Complete task that is created when May De-Access Implanted Port – NUR10242 is ordered

Specimens/Tasks (1)

Nursing Task

May Deaccess Implanted Port 06/11 19:00

IV TUBING (3)

IV RAPID INFUSER (8)

IV PUMP USED (2)

JHH ED IV TUBING SET UP (182170)

JHH ED RAPID INFUSER (182185)

JHH ED IV PUMP USED (183815)

ED Narrator > **IV Set Up** button in the ED Narrator activity ribbon > Document values in the various rows:

IV Set Up

IV Tubing Used? Yes

Pump Used? Yes

Rapid Infuser Times Used 1 2 3 4 5 6 7 8

Urinary Catheter Insertion (15*)

JHH ED URINARY CATH INSERTION (181831)

Completion of task generated after ordering NUR385 – Straight Cath

Specimens/Tasks (1)

Straight Cath

Straight Cath 07/17 13:40

Urinary Catheter Removal (5*)

JHH ED URINARY CATH REMOVAL (181891)

Complete task that is generated upon the order of NUR378 – Foley Catheter – Discontinue

Specimens/Tasks (1)

Nursing Task

Foley Catheter - Discontinue 06/23
13:20

Central Line Dressing Change (8*)

JHH ED CENTRAL LINE DRESSING CHANGE (182053)

Document a central line insertion on the patient > Select the LDA to open the assessment > Dressing status row > Select Changed:

CVC Triple Lumen Assessment

Time taken: 1824 6/11/2014 Show: Row Info **Last Filed** Details All Choices

Values By Create Note

Dressing Status	Clean, Dry, Intact	Clean	Dry	Intact	Changed
	Reinforced	New drainage	Old drainage	Other (Comme...	

Phlebitis Grading Scale

0=Grade 0	1=Grade 1	2=Grade 2	3=Grade 3	4=Grade 4
-----------	-----------	-----------	-----------	-----------

Ostomy Dressing Change (22*)

JHH ED OSTOMY DRESSING CHANGE (182612)

ED Narrator > Place an ostomy LDA on the patient > select the ostomy under existing LDAs to assess it > Treatment row > Document **Pouch change**:

Stoma Appearance	<input type="text"/> <input type="button" value="Flush with skin"/> <input type="button" value="Edematous"/> <input type="button" value="Protrudes above skin"/>
Peristomal Assessment	<input type="text"/> <input type="button" value="Clean, Intact"/> <input type="button" value="Clean"/> <input type="button" value="Intact"/>
Treatment	<input type="text"/> <input style="border: 2px solid red;" type="button" value="Pouch change"/> <input type="button" value="Irrigation stent"/> <input type="button" value="Stoma powder"/> <input type="button" value="Ostomy belt"/> <input type="button" value="Paste/strips"/> <input type="button" value="Irrigation of sto..."/> <input type="button" value="Barrier ring/seal"/> <input type="button" value="Stoma care"/> <input type="button" value="Other (Comment)"/>

Narrator – Assessments

Nursing Assessment (11*)

JHH ED NURSING ASSESSMENT (183347)

ED Narrator > Assessments > Choose an assessment > X or WDL row

Note: The points will drop whenever an assessment is completed

Head to Toe

Time taken: 1036 6/12/2014 Show: Row Info Last Filed All Choic

Values By Create Note

Neurological

Neuro (WDL) WDL=Within Defined Limits X=Exceptions to WDL

Neuro Additional Assessments Yes No

Glasgow Coma Scale

HEENT

HEENT (WDL) WDL=Within Defined Limits X=Exceptions to WDL

Doppler for Peripheral Blood Flow

JHH ED DOPPLER FOR PERIPHERAL BLOOD FLOW (182106)

ED Narrator > Assessments > Nursing Assessment Peripheral Vascular > Any pulse row > Choose Doppler:

Pulses

R Radial Pulse Palpable Weak palpable Absent Doppler
UTA=Unable to as... Other (Comment)

L Radial Pulse Palpable Weak palpable Absent Doppler
UTA=Unable to as... Other (Comment)

R Pedal Pulse Palpable Weak palpable Absent Doppler
UTA=Unable to as... Other (Comment)

L Pedal Pulse Palpable Weak palpable Absent Doppler
UTA=Unable to as... Other (Comment)

Swallow Screen (8*)

JHH ED SWALLOW SCREEN (181129)

ED Narrator > Assessments > Search for "Swallow Screen" > Oral Care Prior to water presentation row:

Oral Care Required

Oral care prior to water presentation Completed Other (Comment)

MUST COMPLETE IN ORDER TO PROCEED WITH SCREEN.

ED Narrator - Procedures

ABG (8*)

JHH ED ABG (181866)

ED Narrator > Procedures > ABG > Allen's Test (positive or negative)

ABG					
Allen's Test #1	Pos=Collateral flow determined	Neg=No collateral flow detected	Not assessed		
	UTA=Unable to assess	Other (Comment)			
Site #1	Right radial	Left radial	Right brachial	Left brachial	Right femoral
Specimen Status #1	Point of care	To lab	Could not obtain	Other (Comment)	
Allen's Test #2	Pos=Collateral flow confirmed	Neg=No collateral flow detect...	Not assessed		
	UTA=Unable to assess	Other (Comment)			
Site #2	Right radial	Left radial	Right brachial	Left brachial	Right femoral
Specimen Status #2	Point of care	To lab	Could not obtain	Other (Comment)	
O2 Device	None-Room air	Nasal cannula	Aerosol mask	High flow nasal c...	Face tent
	Non-rebreather ...	T-Piece	Trach mask	Venturi mask	Other (Comment)
How tolerated?	Tolerated well	Not assessed	Other (comment)		

Assistive Device (12)

JHH ED ASSISTIVE DEVICE (181917)

ED Narrator > Procedures > Assistive Devices

Assistive Device					
Assistive Device	<input type="text"/>				
	Cane	Quad cane	Axillary crutches	Forearm crutches	Platform crutches
	Hemi walker	Platform walker	Rollator	Rolling walker	Standard walker
	Standing Assist ...	Transfer Belt	Transfer Device	Walking boot	Wheelchair
	Other (Comment)				

Bathroom Assist (10)

JHH ED BATHROOM ASSIST (181927)

ED Narrator > Procedures > ADL > Toileting row > /Modified/Moderate/ Maximum/Total assist

ADL					
Pericare	Done	Self	Refused	Other (Comment)	
Toileting	Independent	Modified assist	Moderate assist	Maximum assist	Total assist
	Other (Comme...)				
Hygiene	Oral Care	Bed Bath	Partial Bed Bath	Linen Change	Shower Assistance
	Other (Comment)				
Elimination Management	Urinal	Bedpan	Incontinence pad	Condom catheter	
	Diaper	Other (comment)			
Shower Assistance	Independent	Stand-by assist	1 staff assist	2 staff assist	3 staff assist
	Other (Comment)				
Ambulation Assistance	Independent	Stand-by assist	1 staff assist	2 staff assist	
	3 staff assist	Other (Comm...)			

Blood Culture (24*)

JHH ED BLOOD CULTURE (181792)

ED Narrator > Procedures > Specimen Collection > Blood Draw

▾ First Blood Culture
 First Blood Culture

▾ Second Blood Culture
 Second Blood Culture

Cardiac Rhythm Interpretation (2*)

JHH ED RHYTHM INTERP EKG/CARDMONITOR (182187)

ED Narrator > Procedure > ECG > Document on BOTH ECG Method row AND Cardiac Rhythm row

▾ ECG
 ECG Method
 Monitor taken today

Lead Placement

Physician Notified

Physician Name

Cardiac Rhythm

<input type="button" value="Agonal"/>	<input type="button" value="Asystole"/>
<input type="button" value="Atrial fibrillation"/>	<input type="button" value="Atrial flutter"/>
<input type="button" value="Atrial paced"/>	<input type="button" value="A-V Sequential paced"/>
<input type="button" value="Heart block"/>	<input type="button" value="Idioventricular"/>

CBI (19)

JHH ED CONTINUOUS BLADDER IRRIGATION (CBI) [181889]

ED Narrator > Procedures > Add button > Bladder Irrigation

▾ Continuous Bladder Irrigation

Type

CBI Irrigation Intake (mL)

Irrigant

Foley Urine Color

<input type="button" value="Yellow"/>	<input type="button" value="Amber"/>	<input type="button" value="Straw"/>	<input type="button" value="Tea"/>	<input type="button" value="Pink"/>	<input type="button" value="Cherry"/>	<input type="button" value="Burgundy"/>	<input type="button" value="Rusty"/>
<input type="button" value="Orange"/>	<input type="button" value="Diluted"/>	<input type="button" value="Blue"/>	<input type="button" value="Green"/>	<input type="button" value="Not asse..."/>	<input type="button" value="Other (C..."/>		

Foley Urine Clarity

<input type="button" value="Clear"/>	<input type="button" value="Cloudy"/>	<input type="button" value="Sediment"/>	<input type="button" value="Clots"/>	<input type="button" value="Bloody"/>	<input type="button" value="Not assessed"/>
<input type="button" value="Other (Com..."/>					

CBI Foley Output (mL) CBI Net Output (mL)

CBI Total Time (min)

How tolerated?

C-Spine Immobilization (4*)

JHH ED C SPINE IMMOBILIZATION (181868)

ED Narrator > Procedures > Spinal Immobilization > Any documentation (be sure to document that a nurse placed the collar in the Applied By row in order to generate minutes)

Spinal Immobilization		
Immobilization Reason	MVC	Fall injury Sporting accident
	Complaining of back injury	Complaining of head/neck ... Other (Comment)
Immobilized with	C-collar applied while maintaining stabilization of c-spine Immobilized with backboard	
	Log-rolled onto backboard Towels/blocks/CID used to stabilize head and neck on backboard Other (Comment)	
Staff Assist		
How Tolerated?		
Applied By	Nurse Physician	
Removal of Backboard		

Cooling Blanket (15)

JHH ED COOLING BLANKET (181879)

ED Narrator > Procedures > Hypo/Hyperthermia > Cooling > Cooling Blanket

Temperature							
Cooling	Ice/Cool Pack	Cooling Blanket	Fan	Cool IVF	Spray Bottle	Other (Comme...)	
Heating	Warming Blanket	Over Bed Warmer	Oxygen	Warm IVF	Bladder Irrigation	Isolette	Other (Comment)
Temperature Control							
Complications	Yes	None					

Ear Irrigation (15*)

JHH ED EAR IRRIGATION (181842)

ED Narrator > Procedures > Ear/Eye Irrigation > Any documentation in ear irrigation

Ear Irrigation					
Ear - Side	Left	Right	Bilateral		
Ear - Irrigated with	1/2 strength per...	Chlorhexidine	Normal saline	Warm water	Other (Comment)
Method	Syringe	Bulb Syringe	Water Pick	Other (Comment)	
Ear - Results	Cerumen removed	Foreign body removed	Unable to remove cerumen		
	Unable to remove foreign ...	Other (Comment)			
Ear - How tolerated	Tolerated well	Other (Comment)			
Additional Clinical Staff Necessary	One	Two	Three	Other (Comment)	

ECG Cart (10*)

JHH ED ECG CART (181938)

ED Narrator > Procedures > ECG > Cart

ECG	
ECG Method	Monitor Cart
Lead Placement	Left Side Right Side
Physician Notified	Yes No Other (Comment)
	Yes taken 1 month ago
Physician Name	
Cardiac Rhythm	Agonal Asystole
	Agonal taken 1 month ago

ECG Monitor (5*)

JHH ED ECG MONITOR (181934)

ED Narrator > Procedures > ECG > Monitor

ECG

ECG Method

Lead Placement

Physician Notified

Yes taken 1 month ago

Physician Name

Cardiac Rhythm

Agonal taken 1 month ago

Enema (18*)

JHH ED ENEMA (181834)

ED Narrator > Procedures > Enema > Any documentation

Enema

Enema Type

Amount Instilled

Result

How tolerated

Eye Exam (5*)

JHH ED Eye Exam (181126)

ED Narrator > Procedures > Visual Acuity > Any documentation

Visual Acuity

Right

Left

Bilateral

Type of Chart

Visual Acuity Aides

Eye Irrigation (10*)

JHH ED EYE IRRIGATION (181785)

ED Narrator > Procedures > Eye/Ear Irrigation > Eye Irrigation Group

Eye Irrigation

Area

Procedure

Irrigated with

Amount

How tolerated?

Eye Irrigation Additional Clinical Staff Necessary

Eye Shield (1)

JHH ED EYE SHIELD APPLICATION (182108)

ED Narrator > Procedures > Eye Shield Application > Any documentation

Eye Shield Application	
Type	Gauze Patch Metal Shield Plastic Shield
Placement	Left Eye Right Eye Both Eyes
How Tolerated?	Well Poor Fairly

Gastric Lavage (16*)

JHH ED Gastric Lavage (181836)

ED Narrator > Procedures > Gastric Lavage > Any documentation in the Gastric Lavage procedure

Gastric Lavage	
Tube Type	OG NG Other (Comment)
Tube Size	
Placement Verification	Aspiration Auscultation X-Ray Other (Comment)
Irrigation Solution	
Amount Instilled (mL)	Amount Returned (mL)
Drainage Description	Clear Bile Green Bloody Coffee ground Pill fragments Yellow Stool Other (Comm...)
Suction Type	Continuous Low Intermittent Other (Comment)
How tolerated?	Tolerated well Other (Comment)

Incontinence Clean-Up (10*)

JHH ED INCONTINENCE CLEAN UP ADL (181872)

ED Narrator > Procedures > ADL > Pericare > Select **Done**:

ADL	
Pericare	Done Self Refused Other (Comment)
Toileting	Independent Modified assist Moderate assist Maximum assist Total assist Other (Comme...)
Hygiene	Oral Care Bed Bath Partial Bed Bath Linen Change Shower Assistance Other (Comment)
Elimination Management	Urinal Bedpan Incontinence pad Condom catheter Diaper Other (comment)

Injury Care (8*)

JHH ED INJURY CARE (182116)

Narrator > Procedures > Extremity Stabilization > Boot/Shoe Type OR Braces and Immobilizers OR specified cast types that aren't spica

Extremity Stabilization

Cast Type

Boot/Shoe Type

Braces and Immobilizers

Lab Other/Lab Blood Specimens (14 for blood, 7 for other)

JHH ED LAB OTHER SPECIMENS (182171)

JHH ED LAB BLOOD SPECIMEN (182172)

Blood: ED Narrator > Procedures > Specimen collection > First or Second blood Culture

Other cultures: ED Narrator > Procedures > Specimen collection > Specimen collection

Phlebotomy/IV Draw

Specimen Status

Site

Needle Size

Number of Attempts

Completed By

How Tolerated

First Blood Culture

Second Blood Culture

Specimen Collection

Urine

Throat

Sputum

Other Specimen

Linens Change (5)

JHH ED LINEN CHANGE (182039)

ED Narrator > Procedures > ADL > Hygiene row > Linen change

ADL

Pericare

Toileting

Hygiene

Elimination Management

Shower Assistance

Ambulation Assistance

Nebulizer Treatment Set-Up (4)

JHH ED NEB TREATMENT SET UP (182118)

ED Narrator > Procedures > Nebulizer > Nebulizer Route row

Nebulizer	
Nebulizer Route	<input type="button" value="Oral mouthpiece"/> <input type="button" value="Mask"/> <input type="button" value="Trach"/> <input type="button" value="Ventilator"/> <input type="button" value="NPPV"/> <input type="button" value="Blow-by"/> <input type="button" value="Other (Comment)"/>
How tolerated?	<input type="button" value="Tolerated well"/> <input type="button" value="Not assessed"/> <input type="button" value="UTA=Unable to assess"/> <input type="button" value="Other (Comment)"/>

O2 Application (3*)

JHH ED O2 Application (181091)

ED Narrator > Procedure > Oxygen Therapy > SAO2 Pre-Intervention or O2 Flow Rate

Oxygen Procedure	
SaO2 Pre-Intervention	<input type="text"/> O2 Flow Rate (L/min) <input type="text"/>
Oxygen Concentration (%)	<input type="text"/>
O2 Device	<input type="button" value="Ambu Bag"/> <input type="button" value="Nasal cannula"/> <input type="button" value="Simple mask"/> <input type="button" value="Bi-PAP"/> <input type="button" value="Blow-by"/> <input type="button" value="CPAP"/> <input type="button" value="ETT"/> <input type="button" value="Non-Rebreather mask"/> <input type="button" value="Partial-Rebreather mask"/> <input type="button" value="Trach Collar"/> <input type="button" value="Venti Mask"/> <input type="button" value="Ventilator"/> <input type="button" value="Other (Comment)"/>
SaO2 Post-Intervention	<input type="text"/>
Oxygen Procedure Comments	<input type="text"/>
Additional Clinical Staff Necessary	<input type="button" value="One"/> <input type="button" value="Two"/> <input type="button" value="Three"/> <input type="button" value="Other (Comment)"/>

Peak Flow (5*)

JHH ED Peak Flow (181127)

ED Narrator > Procedures > Peak Flow > Any documentation

Peak Flow	
Time taken: 1559	6/10/2014
Show: Row Info Last Filed All Choices	
Values By Create Note	
Peak Flow	<input type="text"/> Baseline <input type="text"/>
Effort	<input type="button" value="Excellent"/> <input type="button" value="Good"/> <input type="button" value="Fair"/> <input type="button" value="Poor"/> <input type="button" value="Unable t..."/>
Pre Peak Expiratory Flow Rate	<input type="text"/>
Post Peak Expiratory Flow Rate	<input type="text"/>
<input type="button" value="Accept"/> <input type="button" value="Cancel"/>	

Ring Removal (13)

JHH ED RING REMOVAL (181919)

ED Narrator > Procedures > Ring Removal > Ring Removed > Yes

Ring Removal

Ring Removed Yes No

Method Manual Ring Cutter Power Driven Ring Cutter String Method Lubricant/Jelly
 Other (Comment)

Location

How tolerated?

Disposition Remains with patient Sent home with family Given to police
 Sent to security

Rhythm Interpretation (3*)

ED Narrator > Procedure > ECG > Cardiac Rhythm

ED Narrator > Procedure > Cardiac Monitor > Cardiac Rhythm

Cardiac Rhythm

Agonal	Asystole
Atrial fibrillation	Atrial flutter
Atrial paced	A-V Sequential paced
Heart block	Idioventricular
Junctional rhythm	Normal sinus rhythm
Paroxysmal supraventricular t...	Pulseless electrical activity (s...

Spica Cast/Petaling (1)

JHH ED SPICA CAST PETALING/POSITIONING CAST (183265)

ED Narrator > Procedures > Extremity Stabilization > Cast Type > Spica Choices

Extremity Stabilization

Cast Type Bi-valve Long arm Long leg Short arm Short leg Spica single
 Spica double Other (Com...)

Suctioning (10*)

JHH ED SUCTIONING (181858)

ED Narrator > Procedures > Respiratory Intervention > Airway Suction/Nasal Suction/Oral Suction

Respiratory Interventions

Respiratory Interventions Aerochamber Instructions Airway Suction Nasal Suction Airway Insertion - Nasal Oral Suction
 Airway Insertion - Oral Incentive Spirometry Chest PT Mask Provided/Applied Cough Assist Device

Suture/Staple Removal (4)

JHH ED SUTURE/STAPLE REMOVAL (181912)

ED Narrator > Procedures > Suture/Staple Removal

Suture/Staple Removal	
Indications	Wound healed Provider order Other (Comment)
Wound Site	
Description	Suture(s) removed without difficulty Staple(s) removed without difficulty Sterile dressing applied No dressing
Number Removed	
Appearance	Well healed Signs of infection

Transcutaneous Cardiac Pacing - Initial and Transcutaneous Cardiac Pacing - Continuous (17 minutes for initial, 5 for each continuous value after)

JHH ED TRANSCUTANEOUS CARDIAC PACING INITIAL (182153)

JHH ED TRANSCUTANEOUS CARDIAC PACING CONTINUOUS (183310)

ED Code Narrator or ED Narrator > Temporary Pacing > Transcutaneous > Underlying rhythm and Pacer Set rate ventricular (PPM) rows must be documented (10 for rate, 7 for rhythm)

Transcutaneous	
Underlying rhythm	Normal Sinus Rhythm Sinus Bradycardia Junctional rhythm
Observations	Failure to Capture Failure to Sense Oversensing Other (comment)
Mode	Ventricular synchronous (demand) Ventricular Asynchronous Other (comment)
Output Ventricular (mA)	
Pacer Set rate Ventricular (PPM)	
Stimulation (mA) threshold	

Warming Blanket (13*)

JHH ED Warm Blanket (181887)

ED Narrator > Procedures > Hypo/Hyperthermia > Heating > **Warming Blanket:**

Temperature	
Cooling	Ice/Cool Pack Cooling Blanket Fan Cool IVF Spray Bottle Other (Comme...)
Heating	Warming Blanket Over Bed Warmer Oxygen Warm IVF Bladder Irrigation Isolette Other (Comment)
Temperature Control	
Complications	Yes None

Wound Care (15*)

JHH ED WOUND CARE [181925]

ED Narrator > Procedures > Wound Care/Dressing Application > Wound Care row (any documentation except for Wound Irrigation)

Wound Properties/Dressing

Placement Date Placement Time

Location

Abdomen Ankle Arm Back Breast Buttocks Calf Chest

Etiology

Abrasion(s) Amputation Laceration Former entry/exit site

Wound Type Dehiscence Chronic Ulcer Pin Site Traumatic Wound Other (Comment)

Location Modifiers

Right Left Upper Lower Midline Guardrant Anterior Posterior Medial

Excessive Bleeding Yes No

Bleeding Control Measures Direct Pressure Tourniquet Applied Other (Comment)

Wound Care

Wound Cleansing Debridement Antibiotic Ointme... Silvadene

Other (Comment)

Dressing Applied

Bandaid 2x2 4x4 ABD Ace Wrap Gauze Kerlex Non-adh... Xeroform Tape Other (C...

Wound Irrigation (10*)

JHH ED Wound Irrigation (181846)

Narrator > Procedures > Wound Care/Dressing Application > Wound Care > Choose Wound Irrigation:

Wound Properties/Dressing

Placement Date Placement Time

Location

Abdomen Ankle Arm Back Breast Buttocks Calf Chest

Etiology

Abrasion(s) Amputation Laceration Former entry/exit site

Wound Type Dehiscence Chronic Ulcer Pin Site Traumatic Wound Other (Comment)

Location Modifiers

Right Left Upper Lower Midline Guardrant Anterior Posterior Medial

Excessive Bleeding Yes No

Bleeding Control Measures Direct Pressure Tourniquet Applied Other (Comment)

Wound Care

Wound Cleansing **Wound Irrigation** Debridement Antibiotic Ointme... Silvadene

Other (Comment)

ED Narrator - Other Toolboxes

OR Preparation (25*)

JHH ED OR PREPARATION (181790)

ED Narrator > General > OR Checklist > Any documentation

Pre-Procedure Preparation

Patient Armband Verified Yes No N/A

NPO Guidelines Met Yes No N/A

Procedure Verified? Yes No N/A

Operative/Procedural Consent Complete? Yes

Anesthesia Consent Complete? Yes N/A

Consents (Other).....

Blood Products Blood Refusal Photographs/Videos Observers Students Electroconvulsive Therapy Sedation Other (Comments)

Required Pre-op Labs/Rad in Chart? Yes No N/A

EKG present on the chart? Yes No N/A

Pregnancy Test Completed Yes No Waiver Obtained N/A

Type & Screen Yes No N/A

Patient Belongings (3)

JHH ED PATIENT BELONGINGS (181896)

ED Narrator > General > Patient Belongings > Any of the belongings rows

Patient Belongings at Bedside						
Belongings at Bedside	Dentures	Vision	Hearing aid	Jewelry	Clothing	Electronic devi...
	Brace	Prosthesis	Other valuables	None	Other (Comm...	
Patient Belongings Sent Home						
Belongings Sent Home	Dentures	Vision	Hearing aid	Jewelry	Clothing	Electronic devi...
	Brace	Prosthesis	Other valuables	None	Other (Comm...	
Patient Belongings Given to Police						
Belongings Given to Police	Yes		Other (Comment)			
Patient Belongings Sent to Safe						
Belongings Sent to Safe	Jewelry	Electronic device	Other valuables	None	Other (Comment)	
Patient Medications						
Medications brought by patient?	Yes		No			

Pelvic Exam (15)

JHH ED PELVIC ASSIST (181923)

ED Narrator > Assisted Procedures > Procedure Assist > Pelvic Exam:

Procedure Assist							
Procedure Type	Arterial Line				Central Line	Chest Tube	Foreign Body Removal
	Incision and Drainage		Laceration Repair		LP=Lumbar Puncture	Nasal Packing/Removal	
	Portable X-ray		Pelvic Exam		Respiratory Interventi...	Splint Assist	
	Tracheostomy Care		Other (Comment)				

Procedure Assist (20*)

JHH ED PROCEDURE ASSIST (181860)

ED Narrator > Assisted Procedures > Procedure Assist > Anything other than Pelvic Exam:

Procedure Assist							
Procedure Type	Arterial Line				Central Line	Chest Tube	Foreign Body Removal
	Incision and Drainage		Laceration Repair		LP=Lumbar Puncture	Nasal Packing/Removal	
	Portable X-ray		Pelvic Exam		Respiratory Interventi...	Splint Assist	
	Tracheostomy Care		Other (Comment)				

ED Narrator -Toolbar Activities

Patient Education

JHH ED PATIENT EDUCATION (182071)

ED Narrator > Patient Education Activity > Minutes of Education > Value indicates minutes that will drop:

Patient Education					
Education Topic	Disease process	Follow-up Care	Injury Prevention	Medication	Preventative ca...
Person Being Taught	Parent	Mother	Father	Caregiver	Grandfather
	Grandmother	Family mem...			
Method of Education	Demonstration/Re...	Explanation	Handout	Video	
	Flipchart	Interactive games	Teachback		
Safety Products Distributed	Bath thermometer	Bike reflectors	Child passenger safet...		
Patient's Understanding	Explanation was successful. Person being taught was able to verbalize understanding				
Minutes of Education	3	6	9	12	15
	18	21			

Plan of Care (3)

JHH ED PLAN OF CARE (182184)

ED Narrator > Plan of Care Button on top toolbar > Any documentation in group

Plan of Care	
Waiting Explained	Explanation of wait provided to patient
Waiting For	The patient is awaiting admission bed Awaiting imaging results
Awaiting social work referral	
Awaiting Consult Service	
Waiting for Transport	The patient is awaiting transportation home by ambulance
Patient Feeling	The patient states they are feeling the same
Plan of Care Note	

Staff Assist (Various)

VARIOUS RULES FOR EACH PIECE

ED Narrator > Top Toolbar > Staff Assist Portion > Any row



- If a nurse performs a procedure that requires the assistance of another staff member, in addition documenting the procedure in the ED Narrator, this flowsheet should be used to document how much assistance was required.

Disposition Navigator

Admission Prep (15)

JHH ED ADMISSION PREP (182103)

Disposition Navigator > Admit to Facility > Admit Care Handoff section > Report given to > Any value:

▼ Care Handoff

Report Given to	Given to RN	Given to other (Comment)		
RN				
Admission Orders Placed	Yes	No		
Patient Belongings	Belongings with patient	Belongings with family	No patient belongings	Other (comment)

Discharge/AMA Instructions (9)

JHH ED DISCHARGE/AMA INSTRUCTIONS (181929)

Disposition navigator > Discharge > Discharge Teaching/Vitals section > Patient Teaching Row > Select **Discharge Instructions reviewed**:

▼ Discharge

▼ Discharge Teaching

Departure	Discharge from ED	Discharge to Nursing Home	Discharge to Assisted Living Facility	Discharge to Other (Comment)
Patient Teaching	Discharge instructions reviewed	Prescriptions/Medications reviewed	Patient instructed not to drive	Instructions given by provider

Maxi Move Lifts (21)

JHH ED MAXI MOVE LIFTS (182171)

ED Trackboard > Transport Pt button > Patient Move Devices > Maxi options

ED Disposition Navigator > Admit Topic > Transport section > Patient move devices > Maxi options

▼ Transport Level

Transport Level	Level 1 (No clinical resource necessary)	Level 2 (No clinical resource necessary)	Level 2 Pediatric (RN or CT necessary)	Level 3 (RN or CT necessary)	Level 4 (RN and MD or CC Transport Team)
Personnel	ED Nurse	ED Clin Tech	CC Transport Team	ED MD	Patient Transport

▼ Transport Details

Accompanied by	By self	With friend	With parent(s)	With caregiver	Other (Comment)				
Admit Transport	Ambulatory	Wheelchair	Stretcher	Stroller	Carried	Walker	Crutches	Cane	Other (Comment)
Patient Move Devices	Maxi Lite	Maxi Move Mobile	Maxi Sky Ceiling	Slide Board					
Patient Transport on Monitor	Yes	Other (Comment)							

Return to Facility Coordination (15)

JHH ED RETURN TO FACILITY COORDINATION

Disposition Navigator > Discharge > Disch/Teaching Vitals section > Departure row > Any option other than discharge from ED

▼ Discharge Teaching

Departure	Discharge from ED	Discharge to Nursing Home	Discharge to Assisted Living Facility	Discharge to Other (Comment)
-----------	-------------------	---------------------------	---------------------------------------	------------------------------

Transfer Prep

JHH ED TRANSFER PREP (183112)

Disposition Navigator > Transfer Out > EMTALA/Transfer section > Reason for Transfer row:

▼ EMTALA/Transfer Documentation

▼ EMTALA/Transfer Documentation

Reason for Transfer	Return to Long-term C...	Patient Request	Physician Request	No Bed Available	Services Not Available	Other
---------------------	--------------------------	-----------------	-------------------	------------------	------------------------	-------

Transport

JHH ED TRANSPORT TO RN/CT (182031) (15 for each staff*, 4 extra for admit rule)

ED Trackboard > Transport Pt button > Transport Level Row > ED Nurse/Clin Tech non Level One -OR- ED Disposition Navigator > Admit to Facility > Transport > Transport Level Row > ED Nurse/Clin Tech non Level One

▼ Transport Level

Transport Level One Staff	ED Nurse	ED Clin Tech	CC Transport Team	MD	Patient Transport	Security
Transport Level Two Staff	ED Nurse	ED Clin Tech	CC Transport Team	MD	Patient Transport	Security
Transport Level Two Peds Staff	ED Nurse	ED Clin Tech	CC Transport Team	MD	Patient Transport	Security
Transport Level Three Staff	ED Nurse	ED Clin Tech	CC Transport Team	MD	Patient Transport	Security
Transport Level Four Staff	ED Nurse	ED Clin Tech	CC Transport Team	MD	Patient Transport	Security

JHH ED TRANSPORT TO RN/CT FLOOR (182029)

ED Trackboard > Transport Pt button > Patient transferred to

ED Disposition Navigator > Admit > Transport > Patient transferred to

Note: This row will drop an additional five points to the rule above for a total of 19

Patient transferred to

PICU	NICU	Bloomberg 4 (OR)	Bloomberg 9S (Infant and Toddler)	Bloomberg 9N PCRU
Bloomberg 10S (School age and Burn)	Bloomberg 10N (Adolescent)			
Bloomberg 11S (Peds Onc inpatient)	Bloomberg 12S (Peds Psych inpatient)	CVIL		
Interventional radiology	Adult Unit (comment)			

Other Activities

Postmortem Care (45*)

JHH ED POST MORTEM CARE (181787)

From within a patient's chart > More Activities > Post Mortem > Post Mortem Care complete > **Yes**

▼ Post Mortem Care

▼ Post Mortem Care

Post Mortem care complete? Yes

F9

Aggressive Patient Management Indicator (8)

JHH ED AGGRESSIVE PATIENT MGMT.INDICATOR (182166)

ED Narrator> Behavioral Health> Any documentation in those groups

Blood Administration	⌵
Assisted Procedures	⌵
Behavioral Health	⌶
+ Behavior Assessment	
+ Milieu Documentation	
+ Aggressive Management Indicator	
Signed and Held (36)	
↗ Select and Release Orders	

Case Management

JHH ED CASE MANAGEMENT (ADULT ONLY) [183251]

Case manager login > ED Case Manager Navigator > Charge Section > Billable Time Row

⌵ Charging	
Billable Time	⌵ 15 30 45 60 75 90 105 120 135 150
Nonbill Time	⌵ <input type="text"/>

Pediatrics only

Burn Care

JHH ED BURN CARE (183806)

ED Narrator > Document a burn LDA on a patient (found under the Wounds section)> Assess the burn by clicking on it under Existing LDAs. Minutes drop from Time Providing Burn Care row:

Time Providing Burn Care	⌵ 5 10 15 20 25 30 35 40 45 50 55 60
--------------------------	--------------------------------------

CPR

JHH ED CPR FACILITY CHARGING (183819)

Code Narrator > Interventions > Compressions row

⌵ Interventions	
Compressions	⌵ Initiated Stopped Ongoing Resumed

Note: Due to the nature of this row and the fact that we may have multiple start and stop times ranging across various different scopes of time, we will not be automatically dropping points. We will need to adjust this manually. Your report should have this information available with the times.

Isolette (13)

JHH ED ISOLETTE (182168)

Infant patient > ED Narrator > Procedures > Hypo/hyperthermia > Heating row > **Isolette:**

Temperature	
Cooling	<input type="checkbox"/> Ice/Cool Pack <input type="checkbox"/> Cooling Blanket <input type="checkbox"/> Fan <input type="checkbox"/> Cool IVF <input type="checkbox"/> Spray Bottle <input type="checkbox"/> Other (Comme...
Heating	<input type="checkbox"/> Warming Blanket <input type="checkbox"/> Over Bed Warmer <input type="checkbox"/> Oxygen <input type="checkbox"/> Warm IVF <input type="checkbox"/> Bladder Irrigation <input checked="" type="checkbox"/> Isolette <input type="checkbox"/> Other (Comment)
Temperature Control	<input type="checkbox"/>

Overhead Warmer (14)

JHH ED PEDS OVERHEAD WARMER (183820)

ED Narrator > Procedures > Hypo/Hyperthermia > Heating > **Over Bed Warmer:**

Temperature	
Cooling	<input type="checkbox"/> Ice/Cool Pack <input type="checkbox"/> Cooling Blanket <input type="checkbox"/> Fan <input type="checkbox"/> Cool IVF <input type="checkbox"/> Spray Bottle <input type="checkbox"/> Other (Comme...
Heating	<input type="checkbox"/> Warming Blanket <input checked="" type="checkbox"/> Over Bed Warmer <input type="checkbox"/> Oxygen <input type="checkbox"/> Warm IVF <input type="checkbox"/> Bladder Irrigation <input type="checkbox"/> Isolette <input type="checkbox"/> Other (Comment)
Temperature Control	<input type="checkbox"/>
Complications	<input type="checkbox"/> Yes <input type="checkbox"/> None

Phototherapy (12 or 28)

JHH ED PHOTOTHERAPY (183787)

ED Narrator > Procedures > Phototherapy > Type Row

Note: Intensive will drop 28 points and Standard will drop 12

Phototherapy	
Type	<input type="checkbox"/> Intensive Phototherapy <input type="checkbox"/> Standard Phototherapy
Status	<input type="checkbox"/> Initiated <input type="checkbox"/> Discontinued <input type="checkbox"/> Interrupted
Environment	<input type="checkbox"/> Warmer <input type="checkbox"/> Incubator <input type="checkbox"/> Temp Probe Placed
Intervention	<input type="checkbox"/> Bili LED Blanket <input type="checkbox"/> Overhead Light <input type="checkbox"/> Spotlight
Eye Care	<input type="checkbox"/> Eye shields applied <input type="checkbox"/> Eye shields changed <input type="checkbox"/> Eyes cleaned
Other	<input type="checkbox"/> Infant turned and repositioned <input type="checkbox"/> Interruption for bonding
Irradiance	<input type="checkbox"/> 0.0 uw/cm2 <input type="checkbox"/> 0.1 uw/cm2

Social Work

JHH ED SOCIAL WORK (PEDS ONLY) [183238]

Social worker logs in > ED Navigator > Charging section > Billable time row

Social Work Charging	
Billable Time	<input type="checkbox"/> 15 <input type="checkbox"/> 30 <input type="checkbox"/> 45 <input type="checkbox"/> 60 <input type="checkbox"/> 75 <input type="checkbox"/> 90 <input type="checkbox"/> 105 <input type="checkbox"/> 120 <input type="checkbox"/> 135 <input type="checkbox"/> 150
Nonbill Time	<input type="checkbox"/>